


STAINED GLASS INTRO – HUMMINGBIRD

INSTRUCTOR: KAY “SOOKIE” MOORE
770-254-0349
KSMOORE@MINDSPRING.COM

3 HOURS OF INSTRUCTION – 3 SESSIONS

\$60



Class Description

You will build a hummingbird suncatcher using the foil technique. Basic use of hand tools, glass cutting, foiling and soldering will be taught. There is a basic assumption that the student has no previous experience.

Skill Level

This is a beginner level class, as such, all materials and tools will be explained over the length of the course.

Materials


All tools and materials will be supplied. Students should wear closed-toe shoes, long pants and safety glasses.

STAINED GLASS INTRO – SUNCATCHER

INSTRUCTOR: KAY “SOOKIE” MOORE
770-254-0349
KSMOORE@MINDSPRING.COM

3 HOURS OF INSTRUCTION – 4 SESSIONS

\$80



Class Description

You will build one from an assortment of stained glass suncatchers using the foil technique. Basic use of hand tools, glass cutting, foiling and soldering will be taught. There is a basic assumption that the student has no previous experience.

Skill Level

This is a beginner level class, as such, all materials and tools will be explained over the length of the course.

Materials


All tools will be supplied. Student will be responsible for supplying glass, foil and solder for the construction of the suncatcher. These materials will be available for purchase during the first class. Students should wear closed-toe shoes, long pants and safety glasses.

BEGINNING STAINED GLASS – FOIL

INSTRUCTOR: KAY “SOOKIE” MOORE
770-254-0349
KSMOORE@MINDSPRING.COM

3 HOURS OF INSTRUCTION – 8 SESSIONS

\$160



Class Description

You will build one from an assortment of stained glass panels using the foil technique. Basic use of hand tools, glass cutting, foiling and soldering will be taught. There is a basic assumption that the student has no previous experience.

Skill Level

This is a beginner level class, as such, all materials and tools will be explained over the length of the course.

Materials


Students will be responsible for supplying all tools and supplies for the construction of their panel. As a minimum, student will need glass, work board, glass cutter, running/breaking pliers, 7/32" copper foil, safety glasses, flux, soldering iron. These materials will be available for purchase during the first class. Grinders will be available for use during the class. Students should wear closed-toe shoes, long pants and safety glasses.

BEGINNING STAINED GLASS – LEAD

INSTRUCTOR: KAY “SOOKIE” MOORE
770-254-0349
KSMOORE@MINDSPRING.COM

3 HOURS OF INSTRUCTION – 8 SESSIONS

\$160



Class Description

You will build one from an assortment of stained glass panels using the lead technique. Basic use of hand tools, glass cutting, leading and soldering will be taught. There is a basic assumption that the student has no previous experience.

Skill Level

This is a beginner level class, as such, all materials and tools will be explained over the length of the course.

Materials

Students will be responsible for supplying all tools and supplies for the construction of their panel. As a minimum, student will need glass, work board, glass cutter, running/breaking pliers, lead came, safety glasses, flux, soldering iron. These materials will be available for purchase during the first class. Grinders will be available for use during the class. Students should wear closed-toe shoes, long pants and safety glasses.